

Top 2000 TBi 511-CC Expert

Kühlart / Cooling method	Belastbarkeit [A] / Rating [A] Mix (M21) CO ₂		Einschaltdauer / Duty cycle (10 min.)	Draht-Ø / Wire diam. [mm]
Wasser / water	500	550	100 %	1.2 - 1.6

Typ / Type	Anschluss / Connector	Biegung / Bend	Art. Nummer / Part no.
TBi 511-CC Expert	Euro	40°	175P4210_0*

Düsenstock / Tip holder



► M8 / L=25 mm, CuCrZr	342P008171
M8 / L=25 mm	342P008033
M8 / L=29 mm	342P008133
M6 / L=25 mm	342P006033
M6 / L=29 mm	342P006133

Gasverteiler / Gas diffusers



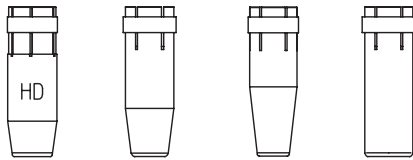
► Schwarz / Black	130P002026
Keramik / Ceramic	130P002019

Stromdüsen / Contact tips



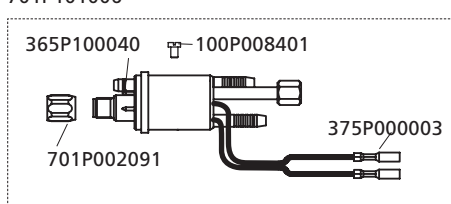
► M8x30, Ecu	340P__1262*
M8x30, CuCrZr	340P__3262*
M8x30 Alu, Ecu	341P__1262*
M6x28, Ecu	340P__1069*
M6x28, CuCrZr	340P__3069*
M6x28 Alu, Ecu	341P__1069*

Gasdüsen / Gas nozzles

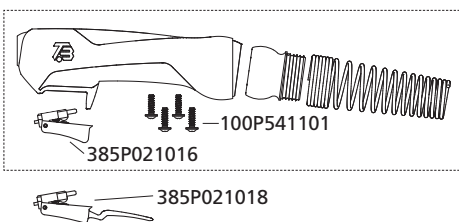


NW 16 HD	NW 14	NW 12	NW 20	NW 20
345P012032	345P013030	345P016030	345P011030	345P015030
nur für M6 / only for M6				

ESW kpl. / ESW cpl.

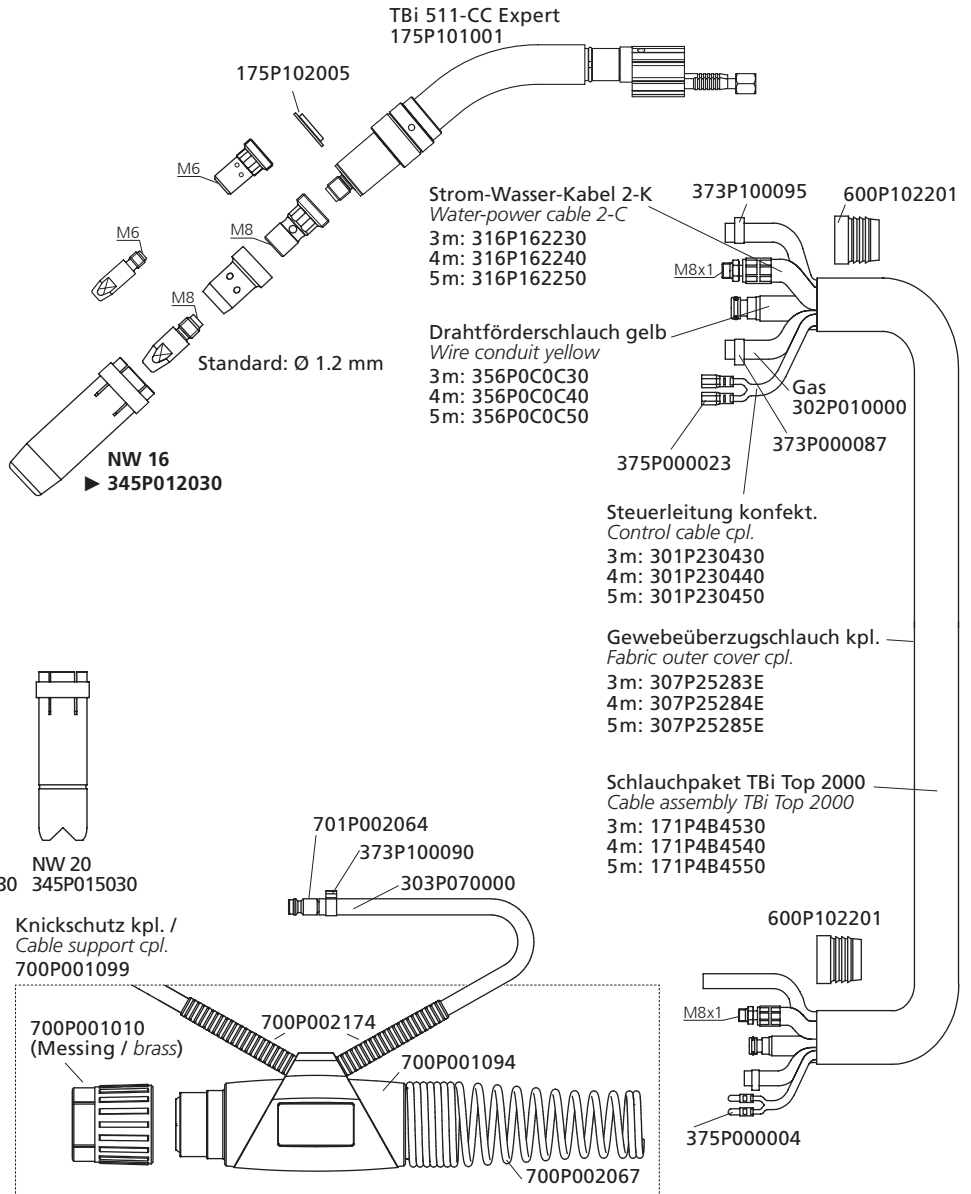


Griffschale ,Expert' kpl. / Handle kit ,Expert' cpl.



► Standard / Standard

*Bitte an Leerstelle entsprechende Angaben für Brennerlänge oder Drahtdurchmesser einsetzen, z.B. 08 für 0.8 mm oder 3 für 3 m.
At the blank, please insert suitable information for torch length or wire diameter, e.g. 08 for 0.8 mm or 3 for 3 m.



Drahtführungen / Wire guides	Ø	Farbe / Color	3 m	4 m	5 m
Drahtführungsspirale für Stahldraht / Liner for steel wire	1.0 - 1.2	blank / not insul.	►322P204534	►322P204544	►322P204554
	1.4 - 1.6	blank / not insul.	322P254534	322P254544	322P254554
PTFE-Seele für Alu- und Edel- stahldraht / PTFE liner for alu- and stainless steel wire	1.0 - 1.2	rot / red	326P204035	326P204045	326P204055
	1.2 - 1.6	gelb / yellow	326P274735	326P274745	326P274755
PA-Seele mit Bronzespirale für Aludraht / PA liners with bronze liner for aluminium wire	0.8 - 1.0	anthrazit / anthracite	328P20403A	328P20404A	328P20405A
	1.2 - 1.6	anthrazit / anthracite	328P23473A	328P23474A	328P23475A