

Classic TBi 411 Expert

| Kühlart / Cooling method | Belastbarkeit [A] / Rating [A] Mix (M21) CO ₂ | | Einschaltdauer / Duty cycle (10 min.) | Draht-Ø / Wire diam. [mm] |
|--------------------------|---|-----|--|------------------------------|
| Wasser / water | 450 | 500 | 100 % | 1.0 - 1.6 |

| Typ / Type | Anschluss / Connector | Biegung / Bend | Art. Nummer / Part no. |
|----------------|-----------------------|----------------|------------------------|
| TBi 411 Expert | Euro | 50° | 133P4210_0* |

Düsenstock / Tip holder



| | |
|----------------|------------|
| ► M8 / L=25 mm | 342P008033 |
| M8 / L=29 mm | 342P008133 |
| M6 / L=25 mm | 342P006033 |
| M6 / L=29 mm | 342P006133 |

Gasverteiler / Gas diffusers



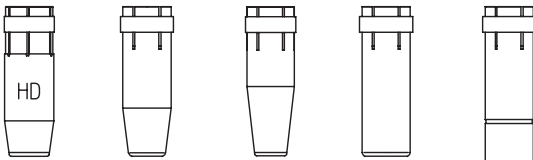
| | |
|-------------------|------------|
| ► Schwarz / Black | 130P002026 |
| Keramik / Ceramic | 130P002019 |

Stromdüsen / Contact tips



| | |
|----------------|-------------|
| ► M8x30, Ecu | 340P__1262* |
| M8x30, CuCrZr | 340P__3262* |
| M8x30 Alu, Ecu | 341P__1262* |
| M6x28, Ecu | 340P__1069* |
| M6x28, CuCrZr | 340P__3069* |
| M6x28 Alu, Ecu | 341P__1069* |

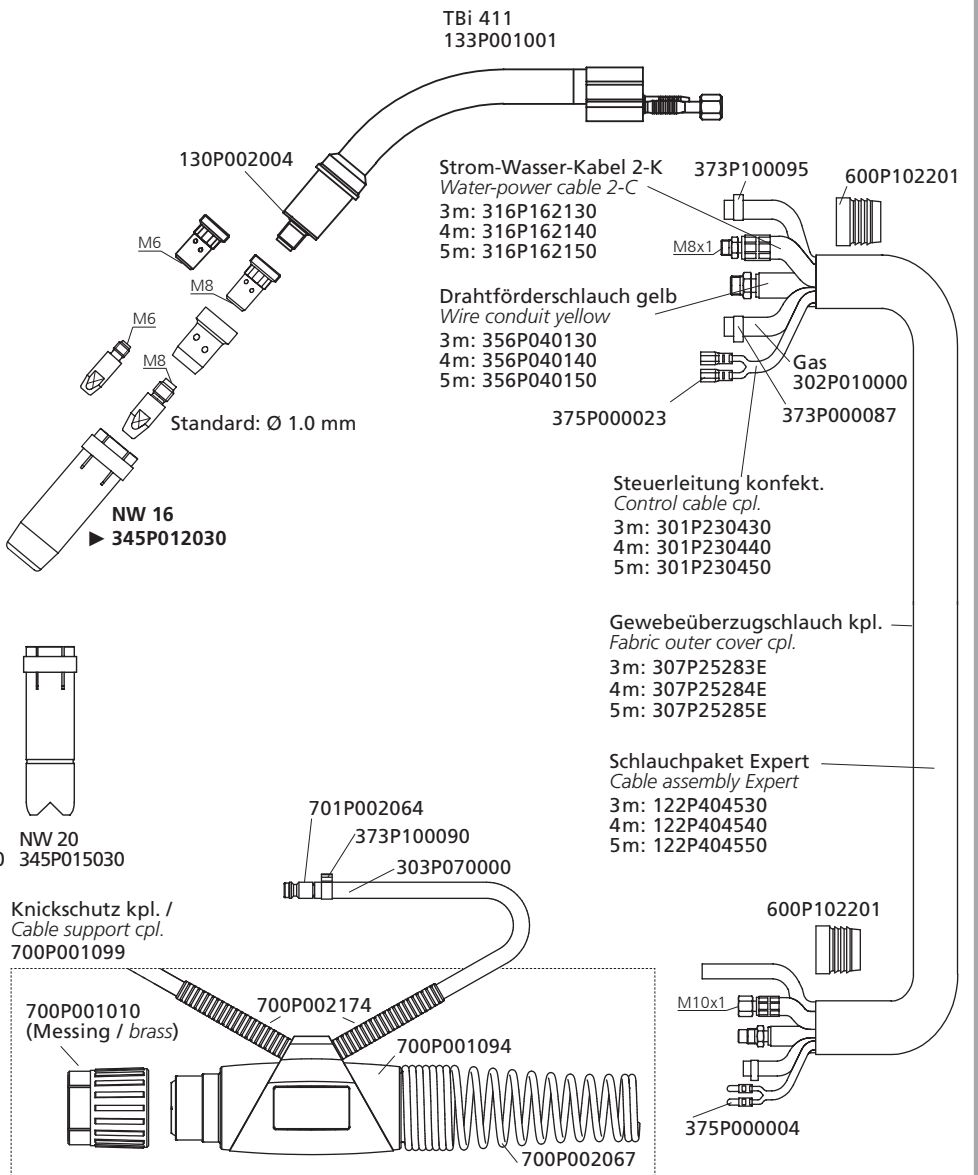
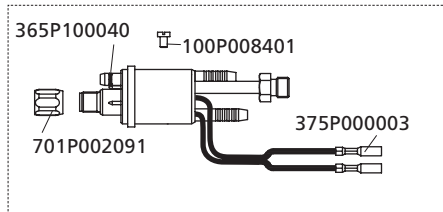
Gasdüsen / Gas nozzles



| | | | | |
|--------------------------|------------|------------|------------|------------|
| NW 16 HD | NW 14 | NW 12 | NW 20 | NW 20 |
| 345P012032 | 345P013030 | 345P016030 | 345P011030 | 345P015030 |
| nur für M6 / only for M6 | | | | |

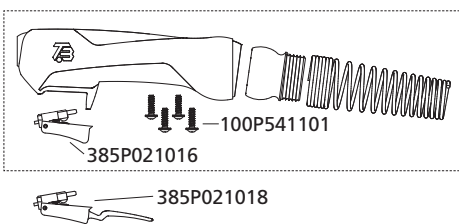
ESW kpl. / ESW cpl.

701P001049



Griffschale ,Expert' kpl. / Handle kit ,Expert' cpl.

380P230003



► Standard / Standard

*Bitte an Leerstelle entsprechende Angaben für Brennerlänge oder Drahtdurchmesser einsetzen, z.B. 08 für 0.8 mm oder 3 für 3 m.
At the blank, please insert suitable information for torch length or wire diameter, e.g. 08 for 0.8 mm or 3 for 3 m.

| Drahtführungen / Wire guides | Ø [mm] | Farbe / Color | 3 m | 4 m | 5 m |
|--|-----------|------------------------|-------------|-------------|-------------|
| Drahtführungsspirale für Stahldraht / Liner for steel wire | 1.0 - 1.2 | blank / not insul. | ►322P204534 | ►322P204544 | ►322P204554 |
| | 1.4 - 1.6 | blank / not insul. | 322P254534 | 322P254544 | 322P254554 |
| PTFE-Seele für Alu- und Edelstahl / PTFE liner for aluminium and stainless steel wire | 1.0 - 1.2 | rot / red | 326P204035 | 326P204045 | 326P204055 |
| | 1.2 - 1.6 | gelb / yellow | 326P274735 | 326P274745 | 326P274755 |
| PA-Seele mit Bronzespirale für Aludraht / PA liners with bronze liner for aluminium wire | 0.8 - 1.0 | anthrazit / anthracite | 328P20403A | 328P20404A | 328P20405A |
| | 1.2 - 1.6 | anthrazit / anthracite | 328P23473A | 328P23474A | 328P23475A |