

Classic TBi 260 Expert

Kühlart / Cooling method	Belastbarkeit [A] / Rating [A]		Einschaltdauer / Duty cycle (10 min.)	Draht-Ø / Wire diam. [mm]
	Mix (M21)	CO ₂		
Gas / gas	230	250	60 %	1.0 - 1.2

Typ / Type	Anschluss / Connector	Biegung / Bend	Art. Nummer / Part no.
TBi 260 Expert	Euro	50°	118P3210_0*

Düsenstock / Tip holder



► M6 / L=22 mm	342P006018
M6 / L=25 mm	342P006118
M8 / L=22 mm	342P008018

Gasverteiler / Gas diffusers



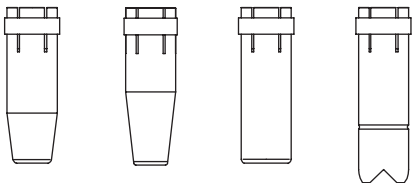
► Schwarz / Black	118P002021
-------------------	------------

Stromdüsen / Contact tips



► M6x28, Ecu	340P__1069*
M6x28, CuCrZr	340P__3069*
M6x28 Alu, Ecu	341P__1069*
M8x30, Ecu	340P__1262*
M8x30, CuCrZr	340P__3262*
M8x30 Alu, Ecu	341P__1262*

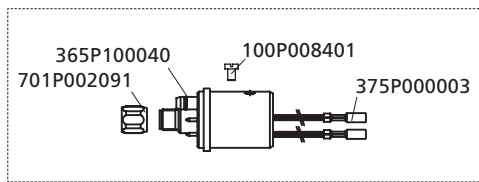
Gasdüsen / Gas nozzles



NW 14	NW 12	NW 20	NW 20
345P013030	345P016030	345P011030	345P015030
nur für M6 / only for M6			

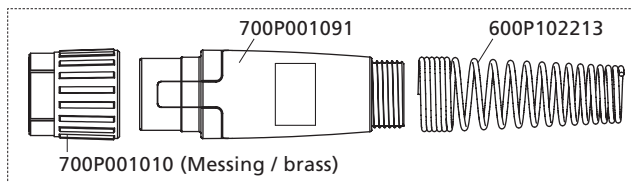
ESG kpl. / ESG cpl.

701P001048



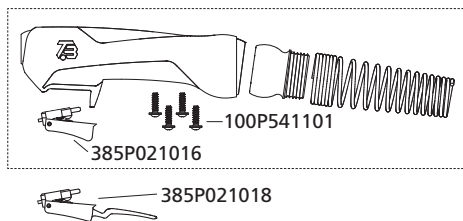
Knickschutz kpl. / Cable support cpl.

700P001087



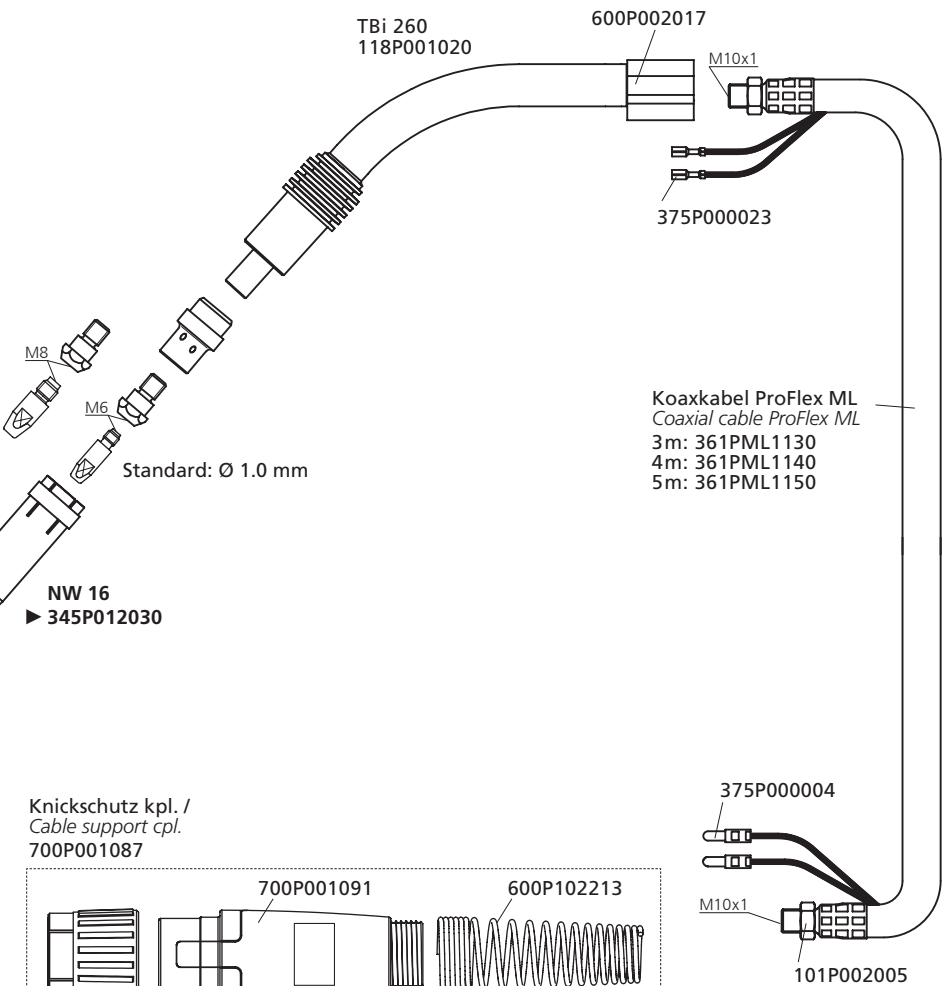
Griffschale ,Expert' kpl. / Handle kit ,Expert' cpl.

380P230001



► Standard / Standard

*Bitte an Leerstelle entsprechende Angaben für Brennerlänge oder Drahtdurchmesser einsetzen, z.B. 08 für 0.8 mm oder 3 für 3 m.
At the blank, please insert suitable information for torch length or wire diameter, e.g. 08 for 0.8 mm or 3 for 3 m.



Koaxkabel ProFlex ML
Coaxial cable ProFlex ML
3m: 361PML1130
4m: 361PML1140
5m: 361PML1150

Drahtführungen / Wire guides	Ø [mm]	Farbe / Color	3 m	4 m	5 m
Drahtführungsspirale für Stahldraht / Liner for steel wire	1.0 - 1.2	rot / red	►324P204534	►324P204544	►324P204554
PTFE-Seele mit Bronzespirale für Alu- und Edelstahldraht / PTFE liner with bronze liner for alu- and stainless steel wire	1.0 - 1.2	rot / red	326P20403A	326P20404A	326P20405A
PA-Seele mit Bronzespirale für Aludraht / PA liners with bronze liner for aluminium wire	0.8 - 1.0	anthrazit / anthracite	328P20403A	328P20404A	328P20405A