

# Classic TBi 150 Expert

Kühlart / Cooling method	Belastbarkeit [A] / Rating [A] Mix (M21) CO <sub>2</sub>	Einschaltdauer / Duty cycle (10 min.)	Draht-Ø / Wire diam. [mm]
Gas / gas	150 170	60 %	0.6 - 1.0

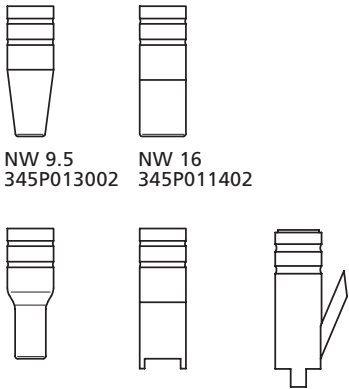
Typ / Type	Anschluss / Connector	Biegung / Bend	Art. Nummer / Part no.
TBi 150 Expert	Euro	50°	102P3210_0*

### Stromdüsen / Contact tips



- ▶ **M6x25, ECu** 340P\_\_1073\*
- M6x25, CuCrZr 340P\_\_3073\*
- M6x25 Alu, ECu 341P\_\_1073\*

### Gasdüsen / Gas nozzles

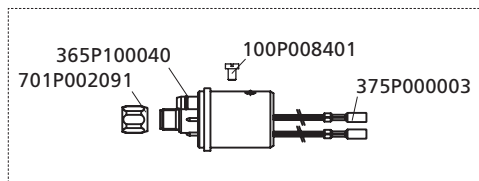


NW 9.5 345P013002  
NW 16 345P011402

NW 12.5 345P014002  
NW 16 345P015402  
NW 16 345P015502

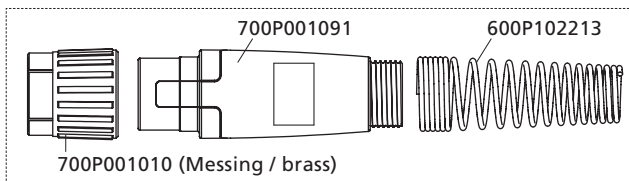
### ESG kpl. / ESG cpl.

701P001048



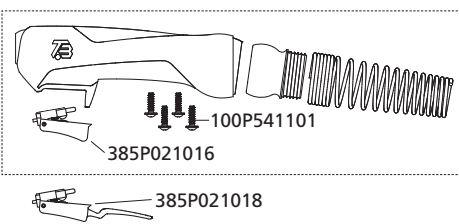
### Knickschutz kpl. / Cable support cpl.

700P001087



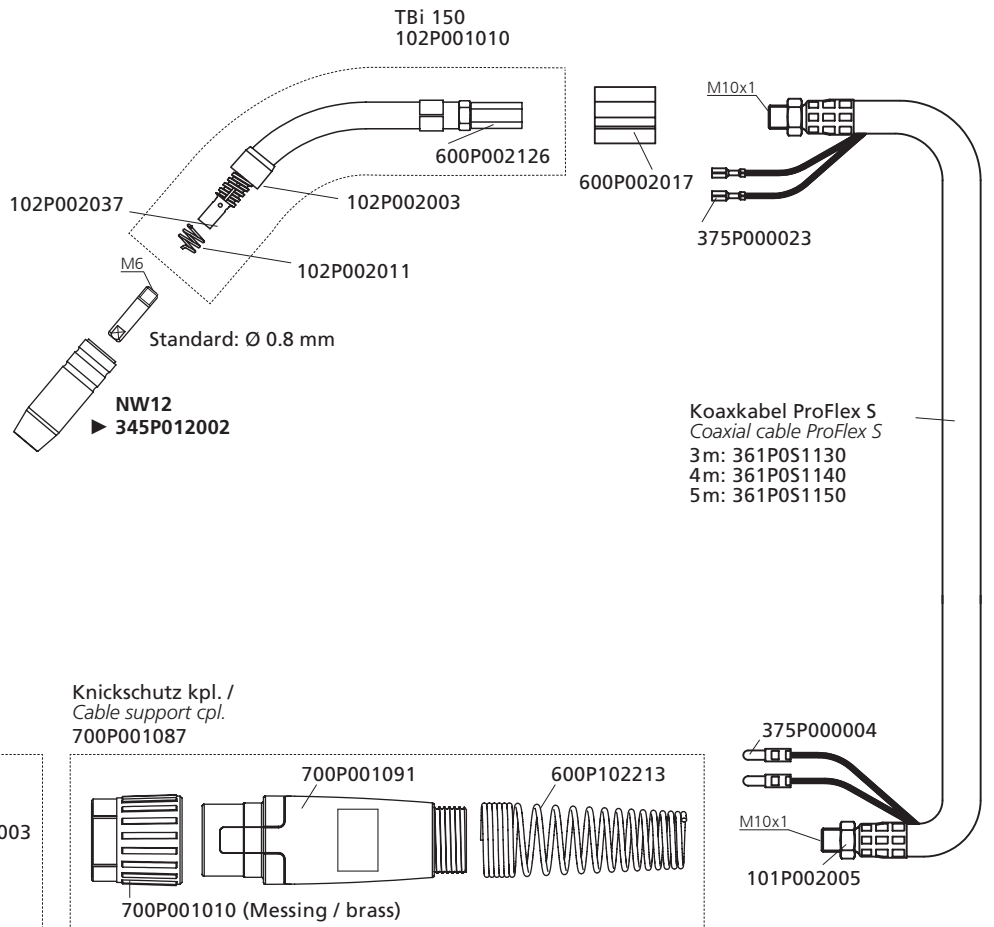
### Griffschale ,Expert' kpl. / Handle kit ,Expert' cpl.

380P230001



### ▶ Standard / Standard

\*Bitte an Leerstelle entsprechende Angaben für Brennerlänge oder Drahtdurchmesser einsetzen, z.B. 08 für 0.8 mm oder 3 für 3 m.  
At the blank, please insert suitable information for torch length or wire diameter, e.g. 08 for 0.8 mm or 3 for 3 m.



### Drahtführungen / Wire guides

	Ø [mm]	Farbe / Color	3 m	4 m	5 m
Drahtführungsspirale für Stahldraht / Liner for steel wire	0.6 - 0.9	weiß / white	324P133834	324P133844	324P133854
	0.8 - 1.0	blau / blue	▶324P154534	▶324P154544	▶324P154554
PTFE-Seele mit Bronzespirale für Alu- und Edelstahldraht / PTFE liner with bronze liner for alu- and stainless steel wire	0.8 - 1.0	blau / blue	326P15403A	326P15404A	326P15405A
PA-Seele mit Bronzespirale für Aludraht / PA liners with bronze liner for aluminium wire	0.8 - 1.0	anthrazit / anthracite	328P20403A	328P20404A	328P20405A