

PRO ADJUST-A-ROLL™


---



PRODUCT BROCHURE

*Heavy duty four leg height adjustable, pin lock pipe stands*

The Pro Adjust-A-Roll™ accommodates pipes up to 48" / 1,219 mm, is height adjustable and equipped with quick change style heads. The Pro Adjust-A-Roll™ has locking brakes on the wheels to secure the load for marking, layout or fit-up and is supplied with folding legs as standard for ease of use and transport and has an ultra safe pin locking design.



Various height holes enable the operator to fix the stand at the required working height using the safety locking pins

**SPECIFICATIONS**

- 75% increased load capacity (heaviest duty in the industry). 5,290 lbs / 2,400 kg load capacity (with steel wheels).
- Oversized square tube legs and braces for increased durability. 1 x 1.5" (largest in the industry).
- Folding legs for ease of transport and storage
- Self-centering head adjustment from either side
- Height adjustable 29 - 42.5" / 736.6 - 1,079.5 mm
- 2 - 48" / 50.8 - 1,219 mm pipe diameter capacity
- Quick height adjustment with additional fine thread for workpiece levelling
- 'Trued' wheels eliminate 'corkscrewing' of pipe during rotation
- Lockable wheels to hold pipe in position
- Safety pins to lock stand at working height

The Pro Adjust-A-Roll™ utilizes a fine adjustment thread. This allows precise adjustment of the working height and can compensate for uneven surfaces to ensure the pipe is level at all times.


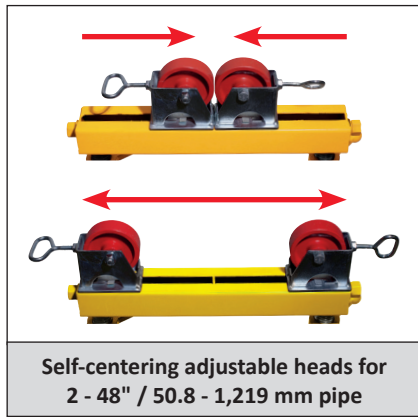
The unique safety locking pins allow the Pro Adjust-A-Roll™ to be fixed at various working heights. Final adjustment and levelling can then be made with the fine adjustment handle.

**SIMPLE HEAD CHANGEOVER**

The quick change style heads increase the versatility of the Pro Adjust-A-Roll™. The heads can be changed without tools in a matter of seconds to adapt to almost all applications.

Roller wheels are available in steel, stainless steel or phenolic version. Ball transfer heads are available in steel or stainless steel.

The Pro Adjust-A-roll™ is individually available or in a (high) crate of 24 pieces (Part No. 4375x24).



<b>PART NO</b>	<b>4375BASE</b>		
OLD BB PART NO 90039 OLD SUMNER PART NO 780440 <b>DESCRIPTION:</b> Pro Adjust-A-Roll (base only)			
<b>LOAD CAPACITY</b>		<b>SHIPPING WEIGHT</b>	
5,290 lbs	2,400 kg	46.30 lbs	21.00 kg

<b>PART NO</b>	<b>SWH3</b>		
OLD BB PART NO 90065 OLD SUMNER PART NO 783151 <b>DESCRIPTION:</b> Quick change steel wheel head (pair)			
<b>LOAD CAPACITY</b>		<b>SHIPPING WEIGHT</b>	
5,290 lbs	2,400 kg	6.60 lbs	3.00 kg

<b>PART NO</b>	<b>SSWH3</b>		
OLD BB PART NO 90066 OLD SUMNER PART NO 783153 <b>DESCRIPTION:</b> Quick change stainless steel wheel head (pair)			
<b>LOAD CAPACITY</b>		<b>SHIPPING WEIGHT</b>	
5,290 lbs	2,400 kg	6.60 lbs	3.00 kg

<b>PART NO</b>	<b>PWH3</b>		
OLD BB PART NO 90067 OLD SUMNER PART NO 783152 <b>DESCRIPTION:</b> Quick change phenolic wheel head (pair)			
<b>LOAD CAPACITY</b>		<b>SHIPPING WEIGHT</b>	
1,000 lbs	450 kg	4.90 lbs	2.20 kg

<b>PART NO</b>	<b>BTH3</b>		
OLD BB PART NO 90068 OLD SUMNER PART NO 783154 <b>DESCRIPTION:</b> Quick change stainless steel ball transfer head (pair)			
<b>LOAD CAPACITY</b>		<b>SHIPPING WEIGHT</b>	
3,200 lbs	1,450 kg	6.60 lbs	3.00 kg

<b>PART NO</b>	<b>CRH3</b>		
OLD BB PART NO n/a OLD SUMNER PART NO 783155 <b>DESCRIPTION:</b> Quick change conveyor roller head			
<b>LOAD CAPACITY</b>		<b>SHIPPING WEIGHT</b>	
2,000 lbs	900 kg	4.90 lbs	2.20 kg



NEW PART NO	OLD SUMNER PART NO	OLD BB PART NO	DESCRIPTION				
4375SWH	780441	4375	Pro Adjust-A-Roll™ with steel wheel head				
DIMENSIONS (L x W x H)		ADJUSTMENT HEIGHT		LOAD CAPACITY		SHIPPING WEIGHT	
32 x 24 x 29"	82.8 x 609.6 x 736.6 mm	29 - 42.5"	736.6 - 1,079.5 mm	5,290 lbs	2,400 kg	56 lbs	25.00 kg



NEW PART NO	OLD SUMNER PART NO	OLD BB PART NO	DESCRIPTION				
4375PWH	780443	4380	Pro Adjust-A-Roll™ with phenolic wheel head				
DIMENSIONS (L x W x H)		ADJUSTMENT HEIGHT		LOAD CAPACITY		SHIPPING WEIGHT	
32 x 24 x 29"	82.8 x 609.6 x 736.6 mm	29 - 42.5"	736.6 - 1,079.5 mm	1,000 lbs	450 kg	51 lbs	23.00 kg



NEW PART NO	OLD SUMNER PART NO	OLD BB PART NO	DESCRIPTION				
4375SSWH	780444	4390	Pro Adjust-A-Roll™ with stainless steel wheel head				
DIMENSIONS (L x W x H)		ADJUSTMENT HEIGHT		LOAD CAPACITY		SHIPPING WEIGHT	
32 x 24 x 29"	82.8 x 609.6 x 736.6 mm	29 - 42.5"	736.6 - 1,079.5 mm	5,290 lbs	2,400 kg	56 lbs	25.00 kg



NEW PART NO	OLD SUMNER PART NO	OLD BB PART NO	DESCRIPTION				
4375BTH	780442	4385	Pro Adjust-A-Roll™ with stainless steel ball transfer head				
DIMENSIONS (L x W x H)		ADJUSTMENT HEIGHT		LOAD CAPACITY		SHIPPING WEIGHT	
32 x 24 x 29"	82.8 x 609.6 x 736.6 mm	29 - 42.5"	736.6 - 1,079.5 mm	3,200 lbs	1,450 kg	53 lbs	24.00 kg



NEW PART NO	OLD SUMNER PART NO	OLD BB PART NO	DESCRIPTION				
4375CRH	780446	n/a	Hi Adjust-A-Roll™ with conveyor roller head				
DIMENSIONS (L x W x H)		ADJUSTMENT HEIGHT		LOAD CAPACITY		SHIPPING WEIGHT	
32 x 24 x 29"	82.8 x 609.6 x 736.6 mm	29 - 42.5"	736.6 - 1,079.5 mm	2,000 lbs	900 kg	56 lbs	25.00 kg